



# UNITED STATES MARINE CORPS

MARINE CORPS RECRUIT DEPOT/EASTERN RECRUITING REGION  
PO BOX 19001  
PARRIS ISLAND, SOUTH CAROLINA 29905-9001

DepO 6250.2F  
FMEO  
30 Jul 98

DEPOT OF DER 6250.2F w/cht, 2

From: Commanding General  
To: Distribution List

Subj: CONTROL OF HOUSEHOLD PESTS

Ref: a) DODI 4150.7 (NOTAL)  
b) Policy Pest Management Plan

Encl: 1) Control of Cockroaches in Navy and Marine Corps Family Housing  
2) Control of Cockroaches in Barracks-type Housing

1. Purpose. To revise the self-help program procedures for controlling cockroaches through direct involvement of occupants of family housing, bachelor housing, and to establish the primary means of controlling cockroaches in food-handling facilities and warehouses.

2. Cancellation. DepO 6250.2E.

3. Summary of Revision. There have been significant updates to this Order to provide current information pertaining to pest control management. This Order should be reviewed in its entirety.

4. Background

a. The reference establishes the policy that occupants of bachelor and family housing shall be responsible for control of minor pests. Cockroaches are by far the most common household pests encountered at MCRD, Parris Island.

b. The program of self-help cockroach control has been very successful at other Navy and Marine Corps installations and its success can be attributed to a safe and simple control method using bait trays with the trade name, "Combat". The bait is so attractive to cockroaches that the insects prefer the bait to other types of food particles. The bait is impregnated with pesticide much less toxic than ordinary table salt, but is very effective against roaches.

c. Several bases have expanded self-help cockroach control to facilities other than housing and have achieved excellent results in controlling cockroaches. Accordingly, self-help cockroach control will include family housing, bachelor housing and all administrative spaces. Food handling facilities and warehouses will continue to be treated by maintenance personnel.

5. Information

Ch2 a. Food Handling Facilities. Food handling facilities will be inspected for household and nuisance pests by maintenance personnel two times a month. Facilities will be inspected monthly and retreated in areas where evidence of pests is seen. Special preparation is required before treatment, and will be scheduled with mess facilities, club and restaurant/snack bar managers. Pest problems may be reported to Maintenance Work Reception at extension 3145.

\* b. Warehouses. ~~Warehouses will be treated by maintenance personnel using a combination of spraying and placing bait down depending on the target pest and commodities stored.~~ Ch2 Inspections to determine if treatment is required will be made once a month. Treatment methods and schedules will be coordinated with warehouse managers on an individual basis. These treatment methods, combined with all integrated pest management strategies in reference (b) are required to reduce pesticide usage.

c. Family Housing, Bachelor Housing, Administrative Spaces. Family housing, bachelor housing, and administrative spaces will be treated for cockroaches by occupants using "Combat". "Combat" is available for occupants of family housing at the family housing warehouse, building 559 and for bachelor housing occupants and administrative spaces from the facilities maintenance self-help NCO, located in building 450. The enclosures are attached for information so that optimum results may be obtained. Pests other than insects should be reported through the family housing office for corrective action.

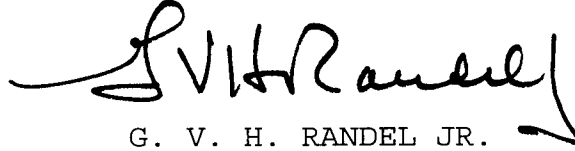
\* d. Contract Services. Exterminating companies must be approved by the facilities maintenance engineer officer before they can be utilized by NAFI or family housing occupants for contract services. Report all pest control activities, indicating problem requiring treatment, pesticide used, and amount sprayed, to a pest control representative, building 401, by the fifth day of the following month after treatment.

6. Action

a. The facilities maintenance engineer officer will establish pest control programs for food-handling facilities in accordance with paragraph 5a. Provide "Combat" for self-help cockroach control in bachelor housing and administrative spaces in accordance with paragraph 5c.

30 JUL 1998

c. All commanders/program managers who maintain control of class II property will initiate programs of self-help cockroach control in Bachelor Housing and administrative spaces. "Combat" may be drawn by unit logistics officers or by facilities managers.



G. V. H. RANDEL JR.  
Chief of Staff

DISTRIBUTION: A



**UNITED STATES MARINE CORPS**

MARINE CORPS RECRUIT DEPOT/EASTERN RECRUITING REGION  
PO BOX 19001  
PARRIS ISLAND, SOUTH CAROLINA 29905-9001

DepO 6250.2F Ch 1  
FMEO  
18 OCT 2000


DEPOT ORDER 6250.2F Ch 1

From: Commanding General  
To: Distribution List

Subj: CONTROL OF HOUSEHOLD PESTS

Encl: 1) New page inserts to DepO 6250.2F

1. Purpose. To transmit new page inserts to the basic Order.
2. Action. Remove the letterhead page, page 2 and enclosure (3) of the basic Order and replace with the corresponding pages contained in the enclosure.
3. Change Notations. Paragraphs denoted by an asterisk (\*) symbol contain changes not previously published.
4. Filing Instructions. File this change transmittal immediately behind the signature page of the basic Order.



S. W. WAGNER  
Chief of Staff

DISTRIBUTION: A



**UNITED STATES MARINE CORPS**

MARINE CORPS RECRUIT DEPOT/EASTERN RECRUITING REGION  
PO BOX 19001  
PARRIS ISLAND, SOUTH CAROLINA 29905-9001

DepO 6250.2F Ch 2

FMEO

30 DEC 2002

DEPOT OR ER 6250.2F Ch 2

From: C mmanding General

To: D istribution List

Subj: C NTROL OF HOUSEHOLD PESTS

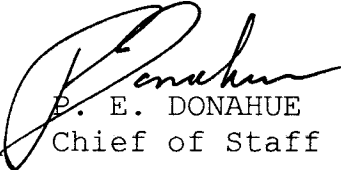
1. Purp se. To direct pen changes to the basic Order

2. Acti n

a. age 2, paragraph 5a, second line, replace "treated" with "in pected."

b. age 2, paragraph 5b, delete first sentence.

3. Fili g Instructions. File this Change transmittal immediately behind the signature page of the basic Order.

  
P. E. DONAHUE  
Chief of Staff

DISTRIBUTION: A

30 JUL 1998

## CONTROL OF COCKROACHES IN NAVY AND MARINE CORPS FAMILY HOUSING

A revolutionary product, "Combat" has made it easy for anyone to eliminate small roaches in homes whether one has 100 or 100,000. "Combat" is a name for little roach restaurants (bait trays). Set up a chain of these fast food restaurants in all the roach neighborhoods. Roaches cannot pass up a free meal. They eat some bait containing the insecticide, die and disappear. Roaches mostly die in their hiding places and, therefore, fade away. Nice features of "Combat" are that there is no odor and you do not need to empty the cupboards and drawers. Instead, just place bait trays in these places. "Combat" bait is the safest product available and bait trays are child-proof. Nevertheless, they should be kept out of the reach of children.

Procedure:

1. "Combat" trays can simply be set out, label side down or can be attached to surfaces with sticky tabs provided. For example, if any are seen on the kitchen table, attach one underneath the table top.
2. It usually takes 2-3 weeks to eliminate the roaches. If any are seen three weeks after baits are set out, a bait tray should be placed very near each spot where you saw a roach. This should eliminate the rest of the roaches.
3. For maximum effectiveness, bait trays should be placed as follows:
  - a. Kitchen
    - 1) On counter by the sink.
    - 2) In upper and lower cabinets.
    - 3) On platform under sink.
    - 4) Under refrigerator or behind it.
    - 5) Under stove (away from heating surfaces).
    - 6) Under stove countertop (away from heating surfaces).
  - b. Bathroom
    - 1) In medicine cabinet.
    - 2) In vanity or attached below wash basin.

ENCLOSURE (1)

30 JUL 199

c. Bedrooms and Halls (if roaches are seen)

1) On closet shelves.

2) In drawers.

d. Living Room (if roaches are seen). On back of TV set (attached, or beneath the TV).

4. If very large roaches (water bugs) are seen, it will be evident that the roaches are too large to be able to enter a bait station. However, extra large "Combat" stations are available for these big roaches. Set out a box full (8) of the larger stations as directed on the box.

5. Leave bait trays out for roaches even after they have disappeared. You may bring in some with groceries. When baits have been out more than three months and roaches are seen again, it is time to dispose of the old baits and put out new ones.

ENCLOSURE : (1)

30 JUL 1998

## CONTROL OF COCKROACHES IN BARRACKS-TYPE HOUSING

1. A revolutionary product called "Combat" controls the smaller roaches far better than sprays, dusts and aerosols. "Combat" is the trade name for roach bait stations. Not only is "Combat" extremely effective, it is also extremely safe, easy to use and anybody can use it. Roaches are wiped out when "Combat" is put out in sufficient quantity and put in the right places. These places are mostly in or very near roach hiding places. The reason for this is that roaches move from hiding places only far enough to get food and water. Placing bait in or near hiding places and by places they obtain water (such as sinks) increases the probability that they will encounter the bait.

2. For maximum effectiveness, place a bait station at the following locations:

a. Bedrooms

- 1) In personnel lockers.
- 2) In desk.
- 3) In chest of drawers.
- 4) Behind refrigerator.
- 5) Beneath or behind TV set.
- 6) On closet shelf.

b. In Heads

1) On or by each wash basin. (Attach out of sight with sticky tab provided with "Combat" station. Place stations so they will not get wet.)

- 2) In medicine cabinet.

c. In Laundry Rooms and Janitorial Closets

1) Attach one station on back of each washer or dryer at least two feet from the deck.

2) Attach on or by janitorial sink where the station will not get wet.

d. In Lounge or Other Areas

ENCLOSURE (2)



30 JUL 1961

- 1) Beneath or attached to back of TV set.
- 2) Place behind or attach on drinking fountains.
- 3) Behind or under machines which dispense beverages.

3. Unless roaches have been seen in an area, there is no need to use "Combat" stations. If after using "Combat" for three months and roaches are seen again, the stations should be replaced; otherwise, leave stations out indefinitely to prevent establishment of new roach infestations.

4. The insecticide in "Combat" stations acts slowly on roaches, and it may take four to six days for a roach to be killed after a single feeding. You will probably start seeing results after one week. That is, you will begin finding dead roaches and seeing less live ones. If there are not many roaches to begin with, it is more likely that roaches will just gradually disappear because most of them will die in their hiding places.

5. If very large roaches (water bugs) are seen, it will be evident that these roaches are too large to be able to enter a bait station. However, extra large "Combat" bait stations are available for big roaches. Follow directions for using large "Combat" bait stations given on the boxes they are packaged in.

ENCLOSURE : (2)

30 JUL 1998

## COCKROACH CONTROL IN OFFICES BY SELF-HELP

1. Offices are not a great place for roaches to live. This is because water and food are generally scarce. The number of roaches is limited by the availability of food and water. In offices, it has been found that these low level roach infestations can be eliminated without outside help.

2. There are a number of different kinds of roaches which are indoor pests, but these roaches come in only two sizes, MEDIUM (up to 3/4") and EXTRA LARGE (over 1-1/4"). Roach "dinners" called "Combat-R" are available to eliminate these pests. It seems that no cockroach can pass up a free meal which has the downright diabolical "Combat-R" seasonings. It has been found that when we set out a generous number of dining halls ("Combat-R" bait trays) giving roaches an unlimited supply of free meals, the roaches obligingly disappear. They become invisible because they die in their hiding places out of sight.

3. If you see smaller roaches in your coffee mess or office, you can request "Combat-R" trays from the location listed in the basic Order. Place a tray within a yard of the spot where a roach was seen or in other places where roaches might hide. Trays should be placed label side down and can be attached to objects using sticky tabs which are provided. For the really big roaches, you will need a couple of very large "Combat-R" trays. These should be put on the floor in secluded places. Discard "Combat-R" trays after three months of use.

ENCLOSURE (3)